

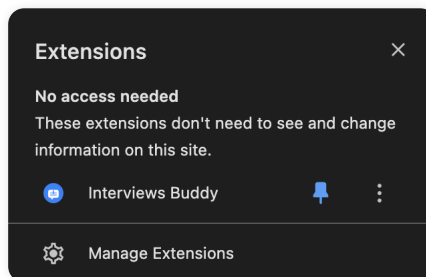


# Welcome to Interviews Buddy

Interviews Buddy is your AI-powered interview assistant, designed to help you perform your best in job interviews.

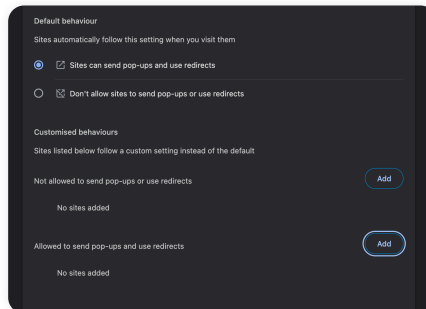
## Getting Started

1. **Pin the extension** to your browser toolbar for quick access.

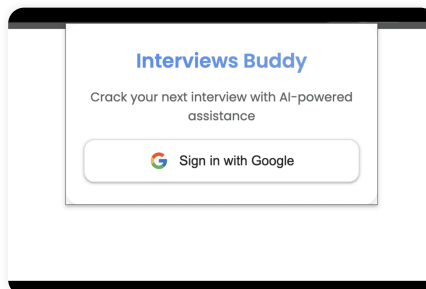


2. **Grant necessary permissions to ensure smooth functionality.**

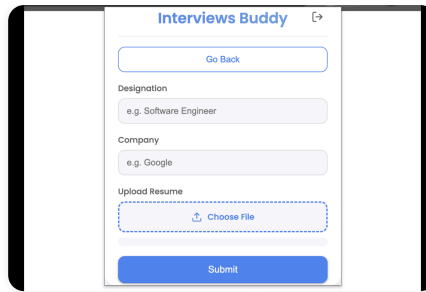
Go to <chrome://settings/content/popups> and allow popups for the extension.



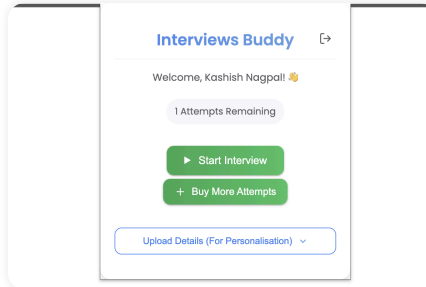
3. Click on the extension icon in the toolbar and **sign in using your Google account.**



4. **Upload your resume and job description** before starting an interview.



5. **First attempt is free!** Click **"Start Interview"** to begin.



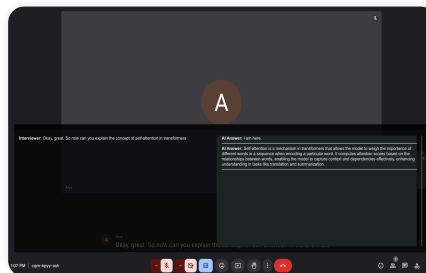
6. **Join the meeting via a web browser** (Microsoft Teams or Google Meet).

**⚠ Important: The extension is compatible ONLY with the web version of Teams/Google Meet. It will NOT work on desktop or mobile apps.**

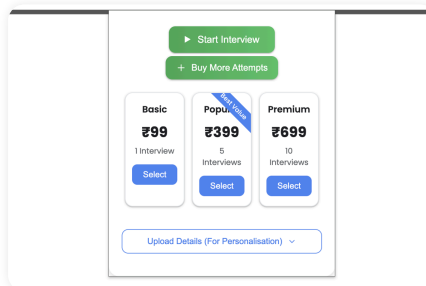
7. **Enable captions/subtitles** in your meeting settings.

**⚠ Required: The AI needs captions to generate answers.**

8. An **overlay with AI-generated answers** will automatically appear when you join a Google Meet or Microsoft Teams meeting.



9. Need more interview attempts? Click **"Buy Attempts"** to purchase additional sessions.



10. Once you've reviewed this guide, you can safely close this page.